

## EXPLORE MORE OF THE MOUNTAIN

Join us as we travel 1270 metres above sea level to experience spectacular views over Hobart and Southern Tasmania.

Enjoy breathtaking panoramic views from the comfort of your seat. Our fleet of modern buses have large windows so you can be sure you won't miss a thing!



Spectacular views from the summit of kunanyi/Mt Wellington.



Hop-on and hop-off to explore a variety of alpine tracks.



Exclusive access when Pinnacle Road is closed due to snow.











# kunanyi MT WELLINGTON EXPLORER BUS

DEPARTS DAILY FROM HOBART CITY

## kunanyi MT WELLINGTON EXPLORER BUS



-  City to summit shuttle, OR hop-on and hop-off at 5 stops.
-  Informative local guide commentary.
-  Exclusive access when Pinnacle Road is closed due to snow.
-  Modern buses, large windows, great photo opportunities.
-  Wellington Park bushwalking map available.
-  FREE onboard Wi-Fi.
-  Wheelchair accessible.
-  BYO mountain bike. Must pre-book, \$10 freight per bike.

## BOOKINGS ESSENTIAL

VISIT US: BROOKE STREET PIER PH: 03 6236 9116  
BOOKINGS@MTWELLINGTONEXPLORER.COM.AU

   #MTWELLINGTONEXPLORER

[MTWELLINGTONEXPLORER.COM.AU](https://www.mtwellingtonexplorer.com.au)

Tickets are not transferable and can not be replaced, look after your ticket | All tour prices include GST | Prices correct at September 2024 | Children 0 - 5 travel free | Management reserve the right to change prices, route and times without notice | Tour duration is approximate | Passengers must obey all directions and instructions from the driver | Closed Christmas Day | Photo: Tourism Tasmania & Stu Gibson.



\*\*\*  
kunanyi/MT WELLINGTON  
THE OFFICIAL  
SHUTTLE BUS  
\*\*\*

CITY TO  
SUMMIT  
SHUTTLE

2.5 HR  
TOUR

\$45  
ADULT \$40  
CONC.

**BOOK NOW:** 03 6236 9116  
[MTWELLINGTONEXPLORER.COM.AU](https://www.mtwellingtonexplorer.com.au)

kunanyi/Mt Wellington Explorer Bus is the official shuttle bus for kunanyi/Mt Wellington. We are the only tour company with exclusive access to kunanyi/Mt Wellington when Pinnacle Road is closed due to snow.



**EXPLORER PASS (2.5 HR RETURN TOUR)**  
**ADULT: \$45 CONCESSION: \$40 CHILD: \$25**

Enjoy the 2.5 hour return tour including 30 minutes at the summit of kunanyi/Mt Wellington OR hop-on and hop-off to explore short walks on the mountain. Bus pass valid all day.



**ONE-WAY PASS (50 MIN ONE-WAY TOUR)**  
**ADULT: \$30 CONCESSION: \$25 CHILD: \$15**

Take our shuttle to the summit, then make your own return journey to Hobart. It's a rewarding 3 hour walk or a 1 hour bike ride back down the mountain with magnificent views along the way.



**MT WELLINGTON + CITY LOOP**  
**ADULT: \$80 CONCESSION: \$70 CHILD: \$45**

A combined ticket for two of Hobart's most iconic sightseeing tours!

Includes: kunanyi/Mt Wellington Explorer Pass + 48 Hour Red Decker Hop-on Hop-off City Loop Ticket.



Tours depart daily from Brooke Street Pier on the Hobart waterfront.

**SUMMER TOUR TIMES (OCTOBER – APRIL)**

**9.30AM, 11.00AM, 12.30PM, 2.00PM, 3.30PM**

**WINTER TOUR TIMES (MAY – SEPTEMBER)**

**9.30AM, 11.00AM, 12.30PM, 2.00PM**

**EXPLORER TIMETABLE**

CITY TO SUMMIT (UP THE MOUNTAIN)					
1 Brooke Street Pier (tour start)	9.30am	11.00am	12.30pm	2.00pm	3.30pm*
2 Travel & Information Centre	9.35am	11.05am	12.35pm	2.05pm	3.35pm
3 Fern Tree Park	9.45am	11.15am	12.45pm	2.15pm	3.45pm
4 The Springs	10.00am	11.30am	1.00pm	2.30pm	4.00pm
5 The Chalet	10.10am	11.40am	1.10pm	2.40pm	4.10pm
6 Big Bend	10.15am	11.45am	1.15pm	2.45pm	4.15pm
7 The Pinnacle	10.20am	11.50am	1.20pm	2.50pm	4.20pm
SUMMIT TO CITY (DOWN THE MOUNTAIN)					
7 The Pinnacle	11.00am	12.30pm	2.00pm	3.30pm	5.00pm
6 Big Bend	11.05am	12.35pm	2.05pm	3.35pm	5.05pm
5 The Chalet	11.10am	12.40pm	2.10pm	3.40pm	5.10pm
4 The Springs	11.20am	12.50pm	2.20pm	3.50pm	5.20pm
3 Fern Tree Park	11.30am	1.00pm	2.30pm	4.00pm	5.30pm
1 Brooke Street Pier (tour finish)	11.45am	1.15pm	2.45pm	4.15pm	5.45pm

\*3.30pm summer departure (October – April). Timetable may vary on snow days.



USE THIS MAP TO SIGNAL THE DRIVER

1 Brooke Street Pier (tour start): Franklin Wharf, near Brooke St, HOBART  
 2 Travel Centre: Elizabeth St, near Davey St, outside Hydro Tasmania, HOBART  
 3 Fern Tree Park: Huon Rd, opposite Saint Raphaels Church, FERN TREE  
 4 The Springs: Pinnacle Rd, carpark near North-South Track, WELLINGTON PARK  
 5 The Chalet: Pinnacle Rd, near Organ Pipes Track, WELLINGTON PARK  
 6 Big Bend: Pinnacle Rd, carpark 500m above Big Bend Trail, WELLINGTON PARK  
 7 The Pinnacle: Pinnacle Rd, near pathway to Observation Shelter, WELLINGTON PARK